



BSC94

Optio Inline Sliding Door

Optio Inline Sliding Door

A premium sliding door with slim sightlines, available in a variety of sliding configurations using single, dual and triple track systems. The BSC94 offers high levels of performance, from thermal U-Values of 1.5W/m²K (triple glazed), and with panel weights up to 400Kg. Smooth operation is guaranteed through the use of the highest quality fittings.



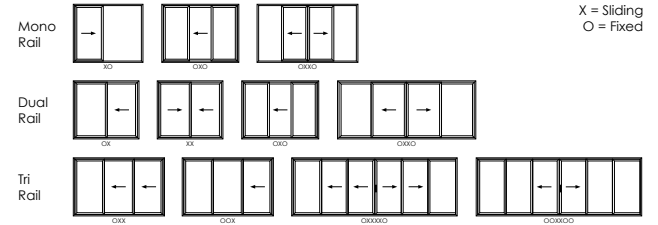
DESIGN FEATURES

- Accepts 20 – 31mm double glazing
- Max 400kg panel weight
- Certified PAS 24
- Anti bi-metal polyamide strip to allow for varying expansion rates

OPTIONS

- Available as Lift & Slide
- Slimmer sightline of 45mm available
- Multiple sliding configurations
- Mono, Dual or Tri rail options
- Available in single and dual colour; anodised finishes also available
- Range of hardware and security features

CONFIGURATIONS



SPECIFICATIONS

Performance and accreditation

	BSC94	BSC94SLIM
U-value (double Glazing)* (Ug = 1.0W/m ² K) (Mono Rail)	1.7 W/m ² K	x
U-value (triple Glazing)* (Ug = 0.7W/m ² K) (Mono Rail)	1.5 W/m ² K	x
U-value (double Glazing)* (Ug = 1.0W/m ² K) (Dual Rail)	1.9 W/m ² K	1.9 W/m ² K
U-value (triple Glazing)* (Ug = 0.7W/m ² K) (Dual Rail)	1.7 W/m ² K	1.6 W/m ² K
Green guide rating	C rated	C rated
Acoustic performance (dB)	Rw (C;Ctr) 36 (-1;-3) dB**	npd
Air tightness (Pa)***	Class 4 (600 Pa)	Class 4 (600 Pa)
Water tightness (Pa)***	Class 7a (300 Pa)	Class 7a (300 Pa)
Wind load (Pa)***	C4 (1600 Pa)	C4 (1600 Pa)
Security – PAS24	✓	x

Configuration & frame

	Inline sliding	Inline sliding
Opening	Inline sliding	Inline sliding
Mono rail (105mm)	✓	x
Dual rail (94mm)	✓	✓
Tri rail (155mm)	✓	✓

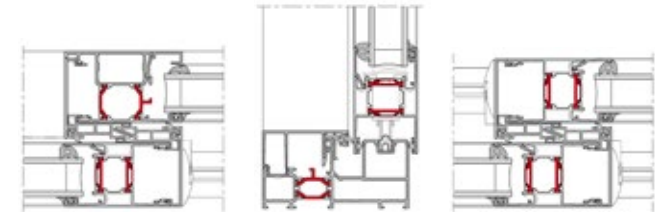
Size limits

	BSC94	BSC94SLIM
Max vent weight****	400kg	400kg
Max frame height*	3000mm	3000mm
Max frame height with security features	2600mm	x

System features

	BSC94	BSC94SLIM
Dual colour option	✓	✓
Multi-point locking	✓	✓
Glazing options	Internal	Internal
Glazing thickness	20mm-31mm	20mm-31mm
Sightlines	85mm	45mm

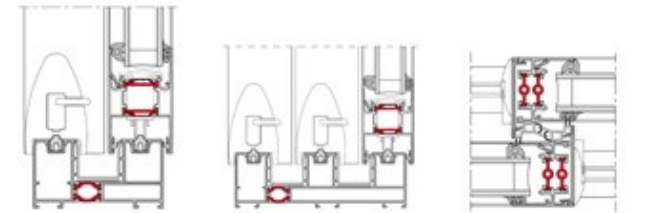
CAD CROSS SECTIONS



Mono Rail – Interlock

Mono Rail – Cill

Dual Rail/Tri Rail – Standard Interlock



Dual Rail – Cill

Tri Rail – Cill

Dual Rail/Tri Rail – Standard Slimline Interlock

*U-Values based on CEN size door (2000mm x 2180mm).

**Sound insulation values are Rw reduction values and are based on tests using acoustic glazing.

***All weather test data taken from BS EN 6375-1 based upon highest performing door configuration.

****Based on using double rollers.

*Dependent on wind load and lock variation.

Note: npd = No performance declared

Please visit www.aluk.co.uk to download all BIM components and CAD files.